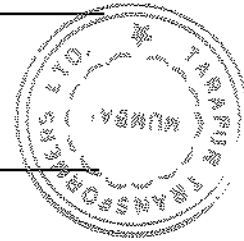


Name of the Company : TARAPUR TRANSFORMERS LIMITED

Script Code, Name of the scrip, class of security :

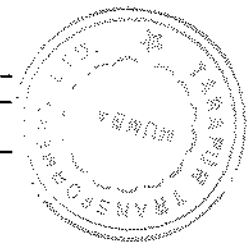
Quarter ended : 31/03/2015

Partly paid-up shares :-	No. of partly paid-up shares	As a % of total no. of partly paid-up shares	As a % of total no. of shares of the company
Held by promoter/ promoter group		0.00	0.00
Held by public		0.00	0.00
Total	0	0.00	0.00
Outstanding convertible securities	No. of outstanding securities	As a % of total no. of outstanding convertible securities	As a % of total no. of shares of the company, assuming full conversion of the convertible securities
Held by promoter/ promoter group		0.00	0.00
Held by public		0.00	0.00
Total	0	0.00	0.00
Warrants	No. of Warrants	As a % of total no. of Warrants	As a % of total no. of shares of the company, assuming full conversion of warrants
Held by promoter/ promoter group	0	0.00	0.00
Held by public	0	0.00	0.00
Total	0	0.00	0.00
Total paid-up capital of the company, assuming full conversion of warrants convertible securities Total (A+B+C)+ D+E+F)	19500011		100.00



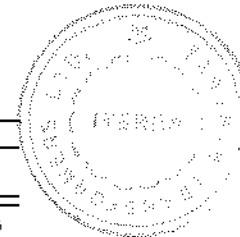
Statement Showing Shareholding Pattern

Category Code	Category of Shareholder	Number of Shareholders	Table (I)(a)		Total Shareholding as a percentage of total number of shares		Shares Pledged or otherwise encumbered		
			Total Number OF Shares	Number of Shares held in Dematerialised Form	As a Percentage of (A+B)	As a Percentage of (A+B+C)	Number of shares	As a percentage	
			(IV)	(V)	(VI)	(VII)	(VIII)	(IX)= (VIII)/(IV) *100	
(I)	(II)	(III)	(IV)	(V)	(VI)	(VII)	(VIII)	(IX)= (VIII)/(IV) *100	
(A) Shareholding of Promoter and Promoter Group2									
1. INDIAN									
(a)	INDIVIDUAL / HUF	8	272595	272595	1.3979	1.3979	0	0.00	
(b)	CENTRAL / STATE GOVERNMENT(S)	0	0	0	0.0000	0.0000	0	0.00	
(c)	BODIES CORPORATE	2	8416460	8416460	43.1613	43.1613	8416460	100.00	
(d)	FINANCIAL INSTITUTIONS / BANKS	0	0	0	0.0000	0.0000	0	0.00	
(e)	ANY OTHERS (Specify)								
(i)	DIRECTORS RELATIVES	0	0	0	0.0000	0.0000	0	0.00	
(ii)	GROUP COMPANIES	1	14000	14000	0.0718	0.0718	0	0.00	
(iii)	TRUSTS	0	0	0	0.0000	0.0000	0	0.00	
SUB TOTAL (A11) :		11	8703055	8703055	44.6310	44.6310	8416460	96.71	
2. FOREIGN									
(a)	INDIVIDUAL	0	0	0	0.0000	0.0000	0	0.00	
(b)	BODIES CORPORATE	0	0	0	0.0000	0.0000	0	0.00	
(c)	INSTITUTIONS	0	0	0	0.0000	0.0000	0	0.00	
(d)	QUALIFIED FOREIGN INVESTOR	0	0	0	0.0000	0.0000	0	0.00	
(e)	ANY OTHERS (Specify)	0	0	0	0.0000	0.0000	0	0.00	
SUB TOTAL (A12) :		0	0	0	0.0000	0.0000	0	0.00	
Total holding for promoters (A)=A1(1) + A1(2)									
		11	8703055	8703055	44.6310	44.6310	8416460	96.71	
(B) Public shareholding									
1. INSTITUTIONS									
(a)	MUTUAL FUNDS / UTI	0	0	0	0.0000	0.0000	0	0.00	
(b)	FINANCIAL INSTITUTIONS / BANKS	0	0	0	0.0000	0.0000	0	0.00	
(c)	CENTRAL / STATE GOVERNMENT(S)	0	0	0	0.0000	0.0000	0	0.00	
(d)	VENTURE CAPITAL FUNDS	0	0	0	0.0000	0.0000	0	0.00	
(e)	INSURANCE COMPANIES	0	0	0	0.0000	0.0000	0	0.00	
(f)	FPS	0	0	0	0.0000	0.0000	0	0.00	



Statement Showing Shareholding Pattern

Category Code	Category of Shareholder	Number of Shareholders	Table (I)(a)		Total Shareholding as a percentage of total number of shares		Shares Pledged or otherwise encumbered	
			Total Number Of Shares	Number of Shares held in Dematerialised form	As a Percentage of (A+B)	As a Percentage of (A+B+C)		
			(III)	(IV)	(V)	(VI)		(VII)
(a)	FOREIGN VENTURE CAPITAL INVESTORS	0	0	0	0.0000	0.0000	0	0.00
(b)	QUALIFIED FOREIGN INVESTOR	0	0	0	0.0000	0.0000	0	0.00
(i)	ANY OTHERS (Specify)	0	0	0	0.0000	0.0000	0	0.00
SUB TOTAL (B)(1) :		0	0	0	0.0000	0.0000	0	0.00
B 2. Non-institutions								
(a)	BODIES CORPORATE	266	1193484	1193484	6.1204	6.1204	0	0.00
(b)	INDIVIDUAL							
(i)	(CAPITAL UPTO TO Rs. 1 Lakh)	10635	4815993	4815688	24.7487	24.7487	0	0.00
(ii)	(CAPITAL GREATER THAN Rs. 1 Lakh)	53	4622925	4622925	23.7073	23.7073	0	0.00
(c)	QUALIFIED FOREIGN INVESTOR	0	0	0	0.0000	0.0000	0	0.00
(d)	ANY OTHERS (Specify)							
(i)	TRUSTS	0	0	0	0.0000	0.0000	0	0.00
(ii)	CLEARING MEMBER	18	24310	24310	0.1247	0.1247	0	0.00
(iii)	DIRECTORS RELATIVES	0	0	0	0.0000	0.0000	0	0.00
(iv)	EMPLOYEE	0	0	0	0.0000	0.0000	0	0.00
(v)	NON RESIDENT INDIANS (NRI)	57	130244	130244	0.6679	0.6679	0	0.00
(vi)	OVERSEAS BODIES CORPORATES	0	0	0	0.0000	0.0000	0	0.00
(vii)	UNCLAIMED SUSPENSE ACCOUNT	0	0	0	0.0000	0.0000	0	0.00
SUB TOTAL (B)(2) :		31029	10796956	10796651	55.3690	55.3690	0	0.00
Total Public Shareholding (B)=(B)(1) + (B)(2)		11029	10796956	10796651	55.3690	55.3690	0	0.00
Total (A) + (B) :		11040	19500011	19499706	100.0000	100.0000	8416460	43.18
(C) Shares held by Custodians and against which Depository Receipts have been issued								
(i)	Promoter and Promoter Group	0	0	0	0.0000	0.0000	0	0.00
(ii)	Public	0	0	0	0.0000	0.0000	0	0.00
SUB TOTAL (C)(1) :		0	0	0	0.0000	0.0000	0	0.00



NOTES :

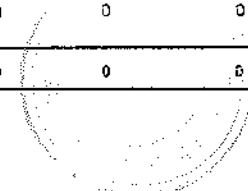
1) NAME, NUMBER OF SHARES HELD & PERCENTAGE OF ENTITIES / PERSONS HOLDING MORE THAN 1% OF THE TOTAL SHARES OF THE COMPANY IS AS PER ANNEXURE

(i)(b) Statement showing holding of securities (including shares, warrants, convertible securities) of persons belonging to the category "Promoter and Promoter Group"

Sr.No	Name of the Shareholder	Total shares held		Encumbered shares (*)			Details of warrants		Details of convertible securities		Total shares (including underlying shares assuming full conversion of warrants and convertible securities) as a % of diluted share capital
		Number of shares	As a % of grand total (A)+(B)+(C)	Number	As a percentage	As a % of grand total (A)+(B)+(C) of sub-clause (i)(a)	Number of warrants held	As a % total number of warrants of the same class	Number of convertible securities held	As a % total number of convertible securities of the same class	
(I)	(II)	(III)	(IV)	(V)	(VI)=(V)/(III)* 100	(VII)	(VIII)	(IX)	(X)	(XI)	(XII)
1	BILPOWER LIMITED	5694000	39.2000	5694000	100.00	29.20	0	0	0	0	0
2	BILPOWER LIMITED	2722460	13.9613	2722460	100.00	13.96	0	0	0	0	0
3	RAJENDRAKUMAR CHOUDHARY	214355	1.0993	0	0.00	0.00	0	0	0	0	0
4	RAJENDRAKUMAR ANAKHILAL CHOUDHARY	58190	0.2984	0	0.00	0.00	0	0	0	0	0
5	CHOUDHARY GLOBAL LTD	14000	0.0718	0	0.00	0.00	0	0	0	0	0
6	MANJULATA RAJENDRAKUMAR CHOUDHARY	10	0.0001	0	0.00	0.00	0	0	0	0	0
7	PRASHADEVI CHOUDHARY	10	0.0001	0	0.00	0.00	0	0	0	0	0
8	VARSHADEVI CHOUDHARY	10	0.0001	0	0.00	0.00	0	0	0	0	0
9	NARESH KUMAR CHOUDHARY	10	0.0001	0	0.00	0.00	0	0	0	0	0
10	SHRADHA SURESH CHOUDHARY	9	0.0000	0	0.00	0.00	0	0	0	0	0
11	MOHAN WAMAN RANDIVE	1	0.0000	0	0.00	0.00	0	0	0	0	0
TOTAL :		8703955	44.6310	8416460	96.71	43.1613	0	0	0	0	0

PRINTED ON 09/04/2015

PAGE NO : 1



Statement showing holding of securities (including shares, warrants, convertible securities) of persons belonging to the category "Public" and holding more than 1% of the total number of shares.

(i)(c)(i)

Sr.No	Name of the shareholder	Number of shares	Shares as a percentage of total number of shares (i.e., Grand Total (A) - (B)-(C) indicated in Statement at para (f) (a) above)	Details of warrants		Details of convertible securities		Total shares (including underlying shares assuming full conversion of warrants and convertible securities) as a % of diluted share capital
				Number of warrants	As a % total number of warrants of the same class	Number of convertible securities held	% w.r.t. total number of convertible securities of the same class	
1	JAGDISHCHANDER RAMKUMAR BANSAL	2612296	13.3964	0	0	0	0	0
2	YASH GUPTA	462614	2.3724	0	0	0	0	0
3	ABHIVADAN PROPERTIES PVT LTD	264373	1.3558	0	0	0	0	0
4	CHANDRASHEKHAR NATHALAL TRIVEDI	245517	1.2591	0	0	0	0	0
TOTAL :		2584600	13.3836	0	0	0	0	0

Printed Date : 09/04/2015

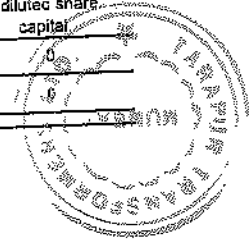
PAGE NO . 1

Statement showing holding of securities (including shares, warrants, convertible securities) of persons (together with PAC) belonging to the category "Public" and holding more than 5% of the total number of shares of the company.

(i)(c)(ii)

SR.NO	Name	Number of shares	Shares	Per	Details of warrants		Details of convertible securities		Total shares (including underlying shares assuming full conversion of warrants and convertible securities) as a % of diluted share capital
					Number of warrants held	As a % total number of warrants of the same class	Number of convertible securities held	% w.r.t. total number of convertible securities of the same class	
1	JAGDISHCHANDER RAMKUMAR BANSAL	2612296	13.3964	0	0	0	0	0	
TOTAL :		2612296	13.3964	0	0	0	0	0	

Printed Date : 09/04/2015



(I)(d)

Statement showing details of locked-in shares

AS ON : 31/03/2015

Sr No	Name of the shareholder	Number of locked-in shares	Locked-in shares as a percentage of total number of shares (i.e., Grand Total (A)+(B)-(C) indicated in Statement at para (I)(a) above)	Promoter / Promoter Group / Public
TOTAL:				

(II)(a)

Statement showing details of Depository Receipts (DRs)

Sr No.	Type of Outstanding DR (ADRs, GDRs, SDRs etc.)	No of Outstanding DRs.	No of Shares underlying outstanding DRs.	Shares underlying outstanding DRs as a Percentage of total number of shares (i.e Grand Total (A)+ (B) + (C) indicated in statement at para(I) (a) above)
TOTAL:				

(II) (b) Statement showing holding of Depository Receipts (DRs) , where underlying shares held by 'promoter / promoter group' are in excess of 1% of the total number of shares.

Sr No.	Name of the DR Holder	Type of Outstanding DR (ADRs, GDRs, SDRs etc.)	No of Shares underlying outstanding DRs.	Shares underlying outstanding DRs as a Percentage of total number of shares (i.e Grand Total (A)+(B)+(C) indicated in statement at Para (I) (a) above)
TOTAL:				

