

TARAPUR TRANSFORMERS LIMITED - SHP AS ON 30TH JUNE, 2012


**TARAPUR TRANSFORMERS LIMITED Statement Showing Shareholding Pattern
Table (I)(a)**

Category Code	Category of Shareholder	Number of Shareholders	Total Number of Shares	Number of Shares held in Dematerialised form	Total Shareholding as a percentage of total number of shares		Shares Pledged or otherwise encumbered	
					As a Percentage of (A+B)	As a Percentage of (A+B+C)	No. Of Shares	As a Percentage
(I)	(II)	(III)	(IV)	(V)	(VI)	(VII)	(VIII)	(IX)= (VII)/(IV) *100
(A)	Shareholding of Promoter and Promoter Group2							
1	INDIAN							
(a)	INDIVIDUAL / HUF	7	2914405	2914405	14.95	14.95	0	0.00
(i)	DIRECTORS / RELATIVES	0	0	0	0.00	0.00	0	0.00
(b)	CENTRAL / STATE GOVERNMENT(S)	0	0	0	0.00	0.00	0	0.00
(c)	BODIES CORPORATE	1	8416460	8416460	43.16	43.16	4515460	53.65
(d)	FINANCIAL INSTITUTIONS / BANKS	0	0	0	0.00	0.00	0	0.00
(e)	ANY OTHERS(Specify)	0	0	0	0.00	0.00	0	0.00
	SUB TOTAL (A)(1) :	8	11330865	11330865	58.11	58.11	4515460	39.85
2	FOREIGN							
(a)	INDIVIDUAL	0	0	0	0.00	0.00	0	0.00
(b)	BODIES CORPORATE	0	0	0	0.00	0.00	0	0.00
(c)	INSTITUTIONS	0	0	0	0.00	0.00	0	0.00
(d)	QUALIFIED FOREIGN INVESTOR	0	0	0	0.00	0.00	0	0.00
(e)	ANY OTHERS(Specify)	0	0	0	0.00	0.00	0	0.00
	SUB TOTAL (A)(2) :	0	0	0	0.00	0.00	0	0.00
	Total Shareholding of Promoter and Promoter Group(A)=(A)(1) + (A)(2)	8	11330865	11330865	58.11	58.11	4515460	39.85
(B)	Public shareholding							
1	INSTITUTIONS							
(a)	MUTUAL FUNDS / UTI	0	0	0	0.00	0.00	0	0.00
(b)	FINANCIAL INSTITUTIONS / BANKS	0	0	0	0.00	0.00	0	0.00
(c)	CENTRAL / STATE GOVERNMENT(S)	0	0	0	0.00	0.00	0	0.00
(d)	VENTURE CAPITAL FUNDS	0	0	0	0.00	0.00	0	0.00
(e)	INSURANCE COMPANIES	0	0	0	0.00	0.00	0	0.00
(f)	FII'S	0	0	0	0.00	0.00	0	0.00
(g)	FOREIGN VENTURE CAPITAL	0	0	0	0.00	0.00	0	0.00
(h)	QUALIFIED FOREIGN INVESTORS	0	0	0	0.00	0.00	0	0.00
(i)	ANY OTHERS(Specify)	0	0	0	0.00	0.00	0	0.00
	SUB TOTAL (B)(1) :	0	0	0	0.00	0.00	0	0.00




TARAPUR TRANSFORMERS LIMITED - SHP AS ON 30TH JUNE, 2012

B 2.	Non-institutions								
(a)	BODIES CORPORATE	391	1647232	1647232	8.45	8.45	0	0.00	
(b)	INDIVIDUAL				0.00	0.00			
(i)	(CAPITAL UPTO TO Rs. 1 Lakh)	12236	4622581	4622576	23.71	23.71	0	0.00	
(ii)	(CAPITAL GREATER THAN Rs. 1 Lakh)	48	1780155	1780155	9.13	9.13	0	0.00	
(c)	QUALIFIED FOREIGN INVESTORS	0	0	0	0.00	0.00	0	0.00	
(d)	ANY OTHERS				0.00	0.00			
(i)	CLEARING MEMBER	39	20870	20870	0.11	0.11	0	0.00	
(ii)	DIRECTORS / RELATIVES	0	0	0	0.00	0.00	0	0.00	
(iii)	EMPLOYEE	0	0	0	0.00	0.00	0	0.00	
(iv)	FOREIGN NATIONALS	0	0	0	0.00	0.00	0	0.00	
(a)	NON RESIDENT INDIANS (NRI)	0	0	0	0.00	0.00	0	0.00	
(b)	NON RESIDENT INDIANS (REPAT)	62	98308	98308	0.50	0.50	0	0.00	
(c)	NON RESIDENT INDIANS (NON REPAT)	0	0	0	0.00	0.00	0	0.00	
(v)	OVERSEAS BODIES CORPORATES	0	0	0	0.00	0.00	0	0.00	
(vi)	PERSONS ACTING IN CONCERT	0	0	0	0.00	0.00	0	0.00	
(vii)	ANY OTHERS(Specify)	0	0	0	0.00	0.00	0	0.00	
	SUB TOTAL (B)(2) :	12776	8169146	8169141	41.89	41.89	0	0.00	
	Total Public Shareholding(B)=(B)(1) + (B)(2)	12776	8169146	8169141	41.89	41.89	0	0.00	
	TOTAL (A) + (B) :	12784	19500011	19500006	100.00	100.00	4515460	23.16	
(C)	Shares held by Custodians and against which Depository Receipts have been issued								
(a)	SHARES HELD BY CUSTODIANS	0	0	0	0.00	0.00	0	0.00	
(i)	Promoter and Promoter Group	0	0	0	0.00	0.00	0	0.00	
(ii)	Public	0	0	0	0.00	0.00	0	0.00	
	SUB TOTAL (C)(1) :	0	0	0	0.00	0.00	0	0.00	
	GRAND TOTAL (A) + (B) + (C)	12784	19500011	19500006	100.00	100.00	4515460	23.16	
NOTES :	1) NAME,NUMBER OF SHARES HELD & PERCENTAGE OF ENTITIES / PERSONS HOLDING MORE THAN 1% OF THE TOTAL SHARES OF THE COMPANY IS AS PER ANNEXURE								




Script Code, Name of the scrip, class of security : 533203			
Quarter ended :	30/06/2012		
Partly paid-up shares :-	No. of partly paid-up shares	As a % of total no. of partly paid-up shares	As a % of total no. of shares of the company
Held by promoter/ promoter group	0	0.00	0.00
Held by public	0	0.00	0.00
Total (D)	0	0.00	0.00
Outstanding convertible securities	No. of outstanding securities	As a % of total no. of outstanding convertible securities	As a % of total no. of shares of the company, assuming full conversion of the convertible securities
Held by promoter/ promoter group	0	0.00	0.00
Held by public	0	0.00	0.00
Total (E)	0	0.00	0.00
Warrants	No. of Warrants	As a % of total no. of Warrants	As a % of total no. of shares of the company, assuming full conversion of warrants
Held by promoter/ promoter group	0	0.00	0.00
Held by public	0	0.00	0.00
Total (F)	0	0.00	0.00
Total paid-up capital of the company, assuming full conversion of warrants convertible securities Total (A+B+C)+ D+E+F)	19500014		100.00



TARAPUR TRANSFORMERS LIMITED - SHP AS ON 30TH JUNE, 2012

(I)(b) Statement showing holding of securities (including shares, warrants, convertible securities) of persons belonging to the category " PROMOTERS AND PROMOTER GROUP "


Sr.No	Name of the Shareholder	Details of shares held		Encumbered shares (*)			Details of warrants		Details of convertible securities		Total shares (including underlying shares assuming full conversion of warrants and convertible securities) as a % of diluted share capital (XII)
		Number of shares held	As a % of grand total (A)+(B)+(C)	No.	As a percentage (VI)=(V)/(III)* 100	As a % of grand total (A)+(B)+(C) of sub-clause (I)(a)	Number of warrants held	As a % total number of warrants of the same class	Number of convertible securities held	As a % total number of convertible securities of the same class	
(I)	(II)	(III)	(IV)	(V)	(VI)=(V)/(III)* 100	(VII)	(VIII)	(IX)	(X)	(XI)	(XII)
1	BILPOWER LIMITED	8416460	43.16	4515460	53.65	23.16	0	0	0	0	43.16
2	MANJULATA CHOUDHARY	2000010	10.26	0	0.00	0.00	0	0	0	0	10.26
3	RAJENDRAKUMAR CHOUDHARY	914355	4.69	0	0.00	0.00	0	0	0	0	4.69
4	PRABHADEVI CHOUDHARY	10	0.00	0	0.00	0.00	0	0	0	0	0.00
5	VARSHADEVI CHOUDHARY	10	0.00	0	0.00	0.00	0	0	0	0	0.00
6	NARESHKUMAR CHOUDHARY	10	0.00	0	0.00	0.00	0	0	0	0	0.00
7	SHRADHA SURESH CHOUDHARY	9	0.00	0	0.00	0.00	0	0	0	0	0.00
8	MOHAN WAMAN RANDIVE	1	0.00	0	0.00	0.00	0	0	0	0	0.00
	TOTAL :	11330865	58.11	4515460	39.85	23.16	0	0	0	0	58.11



TARAPUR TRANSFORMERS LIMITED - SHP AS ON 30TH JUNE, 2012


(I)(c)(i) Statement showing holding of securities (including shares, warrants, convertible securities) of persons belonging to the category "Public" and holding more than 1% of the total number of shares.

SR.NO	Name of the shareholder	Number of shares held	Shares as a percentage of total shares (i.e., Grand Total(A)+(B)+(C) indicated in Statement at para (I)(a) above)	Details of warrants		Details of convertible securities		Total shares (including underlying shares assuming full conversion of warrants and convertible securities) as a % of diluted share capital
				Number of warrants held	As a % total number of warrants of the same class	Number of convertible securities held	% w.r.t. total number of convertible securities of the same class	
1	UPSURGE INVESTMENT & FINANCE LTD	445290	2.28	0	0	0	0	2.28
2	JAGDISH CHANDER BANSAL (HUF)	214454	1.10	0	0	0	0	1.10
3	VIJAYMOHAN RAGAVAN NAIR	205308	1.05	0	0	0	0	1.05
	TOTAL :	865052	4.44	0	0	0	0	4.44



TARAPUR TRANSFORMERS LIMITED - SHP AS ON 30TH JUNE, 2012

(1)(c)(ii)	Statement showing holding of securities (including shares, warrants, convertible securities) of persons (together with PAC) belonging to the category "Public" and holding more than 5% of the total number of shares of the company							AS ON : 30/06/2012				Total shares (including underlying shares assuming full conversion of warrants and convertible securities) as a % of diluted share capital
	SR.NO	Name of the shareholder and the Persons Acting in Concert (PAC) with them	Number of shares	Shares as a percentage of total number of shares (i.e., Grand Total (A)+(B)+(C) indicated in Statement at para (1)(a) above)	Details of warrants		Details of convertible securities		Number of convertible securities held	% w.r.t. total number of convertible securities of the same class	Number of convertible securities held	
Number of warrants held					As a % total number of warrants of the same class	Number of convertible securities held	% w.r.t. total number of convertible securities of the same class					
	NIL					0	0	0	0	0	0	0.00
TOTAL :						0	0	0	0	0	0	0.00



TARAPUR TRANSFORMERS LIMITED - SHP AS ON 30TH JUNE, 2012

(I)(d) Statement Showing " LOCKED - IN - SHARES " as on 30/06/2012

SR NO	NAME OF THE SHAREHOLDER	Category	Number of Locked - in Shares	Locked -in-shares as a Percentage of total number of shares (i.e Total (A)+ (B) + (C) Indicated in statement at para(I) (a) above)
1	BILPOWER LIMITED	CORPORATE BODIES (PROMOTER CO)	3901000	20.01
	TOTAL:		3901000	20.01



TARAPUR TRANSFORMERS LIMITED - SHP AS ON 30TH JUNE, 2012

(II) (a) Statement Showing Details of Depository Receipts (DRs)				
Unit :	TARAPUR TRANSFORMERS LIMITED	As on Date :	30/06/2012	
Sr.No.	Type of Outstanding DR (ADRs,GDRs,SDRs etc.)	No of Outstanding DRs.	No of Shares underlying outstanding DRs.	Shares underlying outstanding DRs as a Percentage of total number of shares (i.e Total (A)+ (B) + (C) Indicated in statement at para(I) (a) above)
1	NIL	Nil	Nil	Nil
	TOTAL :			



TARAPUR TRANSFORMERS LIMITED - SHP AS ON 30TH JUNE, 2012

(II) (b) Statement showing Holding of Depository Receipts (DRs) where underlying shares are in excess of 1% of the total number of shares.			
Sr.No.	Type of Outstanding DR (ADRs,GDRs,SDRs etc.)	No.of Shares underlying outstanding DRs.	Shares underlying outstanding DRs.as a Percentage of total number of shares (i.e Total (A)+(B)+(C) Indicated in Statement at Para (I) (a) above)
	1 NIL	Nil	Nil
TOTAL :			

