



**TARAPUR**  
TRANSFORMERS LTD.

April 17<sup>th</sup>, 2012

To,  
Department of Corporate Services  
Bombay Stock Exchange Ltd. (BSE)  
P.J. Towers, Dalal Street,  
Mumbai - 400 001

**HAND DELIVERY**  
Fax: 22722041 / 39

Ref: Stock Code - 533203  
Sub: Quarterly Shareholding Pattern under Clause 35 of the Listing Agreement for the quarter ended 31<sup>st</sup> March, 2012.

Dear Sir/ Madam,

As per Clause 35 of the Listing Agreement, we are enclosing herewith following statements as on quarter ended 31<sup>st</sup> March, 2012:-

- i) Shareholding Pattern of the Company;
- ii) Shareholding of person belonging to the category "Promoter and Promoter Group";
- iii) Shareholding of person belonging to the category "Public" and holding more than 1% of the total number of shares;
- iv) Details of locked in shares;
- v) Details of Depository Receipts;
- vi) Holding of Depository Receipts, where shares are in excess of 1% of the total number of shares.


Hope you will find the same in order.

Thanking you.

Yours faithfully,  
For TARAPUR TRANSFORMERS LIMITED


*Ekta Kumari*

Ekta Kumari Srivastava  
Company Secretary



Encl: As above


Name of the Company	TARAPUR TRANSFORMERS LIMITED		
Script Code, Name of the scrip, class of security	533203		
Quarter ended	31/03/2012		
Partly paid-up shares :-	No. of partly paid-up shares	As a % of total no. of partly paid-up shares	As a % of total no. of shares of the company
Held by promoter/ promoter group	0	0.00	0.00
Held by public	0	0.00	0.00
<b>Total (D)</b>	<b>0</b>	<b>0.00</b>	<b>0.00</b>
Outstanding convertible securities	No. of outstanding securities	As a % of total no. of outstanding convertible securities	As a % of total no. of shares of the company, assuming full conversion of the convertible securities
Held by promoter/ promoter group	0	0.00	0.00
Held by public	0	0.00	0.00
<b>Total (E)</b>	<b>0</b>	<b>0.00</b>	<b>0.00</b>
Warrants	No. of Warrants	As a % of total no. of Warrants	As a % of total no. of shares of the company, assuming full conversion of warrants
Held by promoter/ promoter group	0	0.00	0.00
Held by public	0	0.00	0.00
<b>Total (F)</b>	<b>0</b>	<b>0.00</b>	<b>0.00</b>
<b>Total paid-up capital of the company, assuming full conversion of warrants convertible securities Total (A+B+C)+ D+E+F)</b>	<b>19500011</b>		<b>100.00</b>



TARAPUR TRANSFORMERS LIMITED Statement Showing Shareholding Pattern As on 31.03.2012

Table (I)(a)

Category Code	Category of Shareholder	Number of Shareholders	Total Number Of Shares	Number of Shares held in Dematerialised form	Total Shareholding as a percentage of total number of shares		Shares Pledged or otherwise encumbered	
					As a Percentage of (A+B)	As a Percentage of (A+B+C)	No. Of Shares	As a Percentage
(I)	(II)	(III)	(IV)	(V)	(VI)	(VII)	(VIII)	(IX)= (VIII)/(IV) *100
<b>(A)</b>	<b>Shareholding of Promoter and Promoter Group2</b>							
1	<b>INDIAN</b>							
(a)	INDIVIDUAL / HUF	7	2914405	2914405	14.95	14.95	0	0.00
(i)	DIRECTORS / RELATIVES	0	0	0	0.00	0.00	0	0.00
(b)	CENTRAL / STATE GOVERNMENT(S)	0	0	0	0.00	0.00	0	0.00
(c)	BODIES CORPORATE	1	8416460	8416460	43.16	43.16	1793000	21.30
(d)	FINANCIAL INSTITUTIONS / BANKS	0	0	0	0.00	0.00	0	0.00
(e)	GROUP COMPANIES	0	0	0	0.00	0.00	0	0.00
(f)	ANY OTHERS(Specify)	0	0	0	0.00	0.00	0	0.00
	<b>SUB TOTAL (A)(1) :</b>	<b>8</b>	<b>11330865</b>	<b>11330865</b>	<b>58.11</b>	<b>58.11</b>	<b>1793000</b>	<b>15.82</b>
2	<b>FOREIGN</b>							
(a)	BODIES CORPORATE	0	0	0	0.00	0.00	0	0.00
(b)	GROUP COMPANIES	0	0	0	0.00	0.00	0	0.00
(c)	INDIVIDUAL	0	0	0	0.00	0.00	0	0.00
(d)	INSTITUTIONS	0	0	0	0.00	0.00	0	0.00
(e)	ANY OTHERS(Specify)	0	0	0	0.00	0.00	0	0.00
	<b>SUB TOTAL (A)(2) :</b>	<b>0</b>	<b>0</b>	<b>0</b>	<b>0.00</b>	<b>0.00</b>	<b>0</b>	<b>0.00</b>
	<b>Total Shareholding of Promoter and Promoter Group(A)=(A)(1) + (A)(2)</b>	<b>8</b>	<b>11330865</b>	<b>11330865</b>	<b>58.11</b>	<b>58.11</b>	<b>1793000</b>	<b>15.82</b>
<b>(B)</b>	<b>Public shareholding</b>							
1	<b>INSTITUTIONS</b>							
(a)	CENTRAL / STATE GOVERNMENT(S)	0	0	0	0.00	0.00	0	0.00
(b)	FINANCIAL INSTITUTIONS / BANKS	0	0	0	0.00	0.00	0	0.00
(c)	MUTUAL FUNDS / UTI	0	0	0	0.00	0.00	0	0.00
(d)	VENTURE CAPITAL FUNDS	0	0	0	0.00	0.00	0	0.00
(e)	INSURANCE COMPANIES	0	0	0	0.00	0.00	0	0.00
(f)	FII'S	0	0	0	0.00	0.00	0	0.00
(g)	FOREIGN VENTURE CAPITAL TRUSTS	0	0	0	0.00	0.00	0	0.00
(h)	TRUSTS	0	0	0	0.00	0.00	0	0.00
(i)	ANY OTHERS(Specify)	0	0	0	0.00	0.00	0	0.00
	<b>SUB TOTAL (B)(1) :</b>	<b>0</b>	<b>0</b>	<b>0</b>	<b>0.00</b>	<b>0.00</b>	<b>0</b>	<b>0.00</b>



B 2.	Non-institutions								
(a)	BODIES CORPORATE	392	1684335	1684335	8.64	8.64	0	0.00	
(b)	INDIVIDUAL								
(i)	(CAPITAL UPTO TO Rs. 1 Lakh)	12398	4653512	4653507	23.86	23.86	0	0.00	
(ii)	(CAPITAL GREATER THAN Rs. 1 Lakh)	43	1716655	1716655	8.80	8.80	0	0.00	
(c)	TRUSTS	0	0	0	0.00	0.00	0	0.00	
(d)	ANY OTHERS								
(i)	CLEARING MEMBER	28	16372	16372	0.08	0.08	0	0.00	
(ii)	DIRECTORS / RELATIVES	0	0	0	0.00	0.00	0	0.00	
(iii)	EMPLOYEE	0	0	0	0.00	0.00	0	0.00	
(iv)	FOREIGN NATIONALS	0	0	0	0.00	0.00	0	0.00	
(a)	NON RESIDENT INDIANS (NRI)	0	0	0	0.00	0.00	0	0.00	
(b)	NON RESIDENT INDIANS (REPAT)	63	98272	98272	0.50	0.50	0	0.00	
(c)	NON RESIDENT INDIANS (NON REPAT)	0	0	0	0.00	0.00	0	0.00	
(v)	OVERSEAS BODIES CORPORATES	0	0	0	0.00	0.00	0	0.00	
(vi)	PERSONS ACTING IN CONCERT	0	0	0	0.00	0.00	0	0.00	
(vii)	ANY OTHERS(Specify)	0	0	0	0.00	0.00	0	0.00	
	SUB TOTAL (B)(2) :	12924	8169146	8169141	41.89	41.89	0	0.00	
	<b>Total Public Shareholding(B)=(B)(1) + (B)(2)</b>	<b>12924</b>	<b>8169146</b>	<b>8169141</b>	<b>41.89</b>	<b>41.89</b>	<b>0</b>	<b>0.00</b>	
	<b>TOTAL (A) + (B) :</b>	<b>12932</b>	<b>19500011</b>	<b>19500006</b>	<b>100.00</b>	<b>100.00</b>	<b>1793000</b>	<b>9.19</b>	
(C)	Shares held by Custodians and against which Depository Receipts have been issued								
(a)	SHARES HELD BY CUSTODIANS	0	0	0	0.00	0.00	0	0.00	
(i)	Promoter and Promoter Group	0	0	0	0.00	0.00	0	0.00	
(ii)	Public	0	0	0	0.00	0.00	0	0.00	
	SUB TOTAL (C)(1) :	0	0	0	0.00	0.00	0	0.00	
	<b>GRAND TOTAL (A) + (B) + (C)</b>	<b>12932</b>	<b>19500011</b>	<b>19500006</b>	<b>100.00</b>	<b>100.00</b>	<b>1793000</b>	<b>9.19</b>	
NOTES :	1) NAME, NUMBER OF SHARES HELD & PERCENTAGE OF ENTITIES / PERSONS HOLDING MORE THAN 1% OF THE TOTAL SHARES OF THE COMPANY IS AS PER ANNEXURE								




TARAPUR TRANSFORMERS LIMITED

QUARTER : 31ST MARCH, 2012

(I)(b) Statement showing holding of securities (including shares, warrants, convertible securities) of persons belonging to the category "PROMOTERS AND PROMOTER GROUP"

Sr.No	Name of the Shareholder	Details of shares held		Encumbered shares (*)			Details of warrants		Details of convertible securities		Total shares (including underlying shares assuming full conversion of warrants and convertible securities) as a % of diluted share capital (XII)
		Number of shares held	As a % of grand total (A)+(B)+(C)	No.	As a percentage (VI)=(V)/(III)* 100	As a % of grand total (A)+(B)+(C) of sub-clause (I)(a)	Number of warrants held	As a % total number of warrants of the same class	Number of convertible securities held	As a % total number of convertible securities of the same class	
(i)	(ii)	(iii)	(iv)	(v)	(vi)	(vii)	(viii)	(ix)	(x)	(xi)	(xii)
1	BILPOWER LIMITED	8416460	43.16	1793000	21.30	9.19	0	0	0	0	43.16
2	MANJULATA CHOUDHARY	2000010	10.26	0	0.00	0.00	0	0	0	0	10.26
3	RAJENDRAKUMAR CHOUDHARY	914355	4.69	0	0.00	0.00	0	0	0	0	4.69
4	VARSHADEVI CHOUDHARY	10	0.00	0	0.00	0.00	0	0	0	0	0.00
5	NARESHKUMAR CHOUDHARY	10	0.00	0	0.00	0.00	0	0	0	0	0.00
6	PRABHADEVI CHOUDHARY	10	0.00	0	0.00	0.00	0	0	0	0	0.00
7	SHRADHA SURESH CHOUDHARY	9	0.00	0	0.00	0.00	0	0	0	0	0.00
8	MOHAN WAMAN RANDIVE	1	0.00	0	0.00	0.00	0	0	0	0	0.00
	TOTAL :	11330865	58.11	1793000	15.82	9.19	0	0	0	0	58.11



**TARAPUR TRANSFORMERS LIMITED**

**QUARTER : 31ST MARCH, 2012**

(l)(c)(i) Statement showing holding of securities (including shares, warrants, convertible securities) of persons belonging to the category "Public" and holding more than 1% of the total number of shares.


SR.NO	Name of the shareholder	Number of shares held	Shares as a percentage of total number of shares (i.e., Grand Total(A)+(B)+(C) indicated in Statement at para (l)(a) above)	Details of warrants.		Details of convertible securities		Total shares (including underlying shares assuming full conversion of warrants and convertible securities) as a % of diluted share capital
				Number of warrants held	As a % total number of warrants of the same class	Number of convertible securities held	% w.r.t. total number of convertible securities of the same class	
1	UPSURGE INVESTMENT & FINANCE LTD	438871	2.250	0	0	0	0	2.25
2	JAGDISH CHANDER BANSAL (HUF)	214454	1.100	0	0	0	0	1.10
3	VIJAYMOHAN RAGAVAN NAIR	205308	1.050	0	0	0	0	1.05
	TOTAL:	858633	4.400	0	0	0	0	4.40



TARAPUR TRANSFORMERS LIMITED

QUARTER : 31ST MARCH, 2012

(I)(c)(ii)	Statement showing holding of securities (including shares, warrants, convertible securities) of persons (together with PAC) belonging to the category "Public" and holding more than 5% of the total number of shares of the company	AS ON : 31/03/2012		Details of warrants			Details of convertible securities		Total shares (including underlying shares assuming full conversion of warrants and convertible securities) as a % of diluted share capital
		Number of shares	Shares as a percentage of total number of shares {i.e., Grand Total (A)+(B)+(C) indicated in Statement at para (I)(a) above}	Number of warrants held	As a % total number of warrants of the same class	Number of convertible securities held	% w.r.t. total number of convertible securities of the same class		
		0	0.00	0	0.00	0	0.00	0	0
		0	0.00	0	0.00	0	0.00	0	0
	NIL								
	TOTAL :								



**TARAPUR TRANSFORMERS LIMITED**

**QUARTER : 31ST MARCH, 2012**

(l)(d) Statement Showing " LOCKED - IN - SHARES " as on 31/03/2012

SR NO	NAME OF THE SHAREHOLDER	Category	Number of Locked - in Shares	Locked -in-shares as a Percentage of total number of shares (i.e Total (A)+ (B) + (C) Indicated in statement at para(l) (a) above)
1	BILPOWER LIMITED	CORPORATE BODIES (PROMOTER CO)	3901000	20.01
	TOTAL:		3901000	20.01





**TARAPUR TRANSFORMERS LIMITED**

**QUARTER : 31ST MARCH, 2012**

(II) (a) Statement Showing Details of Depository Receipts (DRs)

Unit	TARAPUR TRANSFORMERS LIMITED	As on Date	31/03/2012
Sr.No.	Type of Outstanding DR (ADRs,GDRs,SDRs etc.)	No of Outstanding DRs.	No of Shares underlying outstanding DRs.
1	NIL	NIL	Nil
	TOTAL		Nil
			Shares underlying outstanding DRs as a Percentage of total number of shares (i.e Total (A)+ (B) + (C) Indicated in statement at para(I) (a) above)



**TARAPUR TRANSFORMERS LIMITED**

**QUARTER : 31ST MARCH, 2012**

(II) (b) Statement showing Holding of Depository Receipts (DRs) where underlying shares are in excess of 1% of the total number of shares.

Sr.No.	Type of Outstanding DR (ADRs, GDRs, SDRs etc.)	No. of Shares underlying outstanding DRs.	Shares underlying outstanding DRs. as a Percentage of total number of shares (i.e Total (A)+(B)+(C) Indicated in Statement at Para (I) (a) above)
1	NIL	Nil	Nil
<b>TOTAL :</b>			

