


Name of the Company		TARAPUR TRANSFORMERS LIMITED		
Script Code, Name of the scrip, class of security : 533203				
Quarter ended :		31/12/2011		
Partly paid-up shares :-		No. of partly paid-up shares	As a % of total no. of partly paid-up shares	As a % of total no. of shares of the company
Held by promoter/ promoter group		0	0.00	0.00
Held by public		0	0.00	0.00
Total (D)		0	0.00	0.00
Outstanding convertible securities		No. of outstanding securities	As a % of total no. of outstanding convertible securities	As a % of total no. of shares of the company, assuming full conversion of the convertible securities
Held by promoter/ promoter group		0	0.00	0.00
Held by public		0	0.00	0.00
Total (E)		0	0.00	0.00
Warrants		No. of Warrants	As a % of total no. of Warrants	As a % of total no. of shares of the company, assuming full conversion of warrants
Held by promoter/ promoter group		0	0.00	0.00
Held by public		0	0.00	0.00
Total (F)		0	0.00	0.00
Total paid-up capital of the company, assuming full conversion of warrants convertible securities Total (A+B+C)+ D+E+F)		19500011		100.00




TARAPUR TRANSFORMERS LIMITED Statement Showing Shareholding Pattern

Table (I)(a)

Category Code	Category of Shareholder	Number of Shareholders	Total Number Of Shares	Number of Shares held in Dematerialised form	Total Shareholding as a percentage of total number of shares		Shares Pledged or otherwise encumbered	
					As a Percentage of (A+B)	As a Percentage of (A+B+C)	No. Of Shares	As a Percentage
(I)	(II)	(III)	(IV)	(V)	(VI)	(VII)	(VIII)	(IX)= (VIII)/(IV) *100
(A)	Shareholding of Promoter and Promoter Group2							
1	INDIAN							
(a)	INDIVIDUAL / HUF	7	2914405	2914405	14.9457	14.9457	0	0.00
(i)	DIRECTORS / RELATIVES	0	0	0	0.0000	0.0000	0	0.00
(b)	CENTRAL / STATE GOVERNMENT(S)	0	0	0	0.0000	0.0000	0	0.00
(c)	BODIES CORPORATE	1	8416460	8416460	43.1613	43.1613	93000	1.10
(d)	FINANCIAL INSTITUTIONS / BANKS	0	0	0	0.0000	0.0000	0	0.30
(e)	GROUP COMPANIES	0	0	0	0.0000	0.0000	0	0.00
(f)	ANY OTHERS(Specify)	0	0	0	0.0000	0.0000	0	0.00
	SUB TOTAL (A)(1) :	8	11330865	11330865	58.1070	58.1070	93000	0.82
2	FOREIGN							
(a)	BODIES CORPORATE	0	0	0	0.0000	0.0000	0	0.00
(b)	GROUP COMPANIES	0	0	0	0.0000	0.0000	0	0.00
(c)	INDIVIDUAL	0	0	0	0.0000	0.0000	0	0.00
(d)	INSTITUTIONS	0	0	0	0.0000	0.0000	0	0.00
(e)	ANY OTHERS(Specify)	0	0	0	0.0000	0.0000	0	0.00
	SUB TOTAL (A)(2) :	0	0	0	0.0000	0.0000	0	0.00
	Total Shareholding of Promoter and Promoter Group(A)=(A)(1) + (A)(2)	8	11330865	11330865	58.1070	58.1070	93000	0.82
(B)	Public shareholding							
1	INSTITUTIONS							
(a)	CENTRAL / STATE GOVERNMENT(S)	0	0	0	0.0000	0.0000	0	0.00
(b)	FINANCIAL INSTITUTIONS / BANKS	0	0	0	0.0000	0.0000	0	0.00
(c)	MUTUAL FUNDS / UTI	0	0	0	0.0000	0.0000	0	0.00
(d)	VENTURE CAPITAL FUNDS	0	0	0	0.0000	0.0000	0	0.00
(e)	INSURANCE COMPANIES	0	0	0	0.0000	0.0000	0	0.00
(f)	FII'S	0	0	0	0.0000	0.0000	0	0.00
(g)	FOREIGN VENTURE CAPITAL	0	0	0	0.0000	0.0000	0	0.00
(h)	TRUSTS	0	0	0	0.0000	0.0000	0	0.00
(i)	ANY OTHERS(Specify)	0	0	0	0.0000	0.0000	0	0.00
	SUB TOTAL (B)(1) :	0	0	0	0.0000	0.0000	0	0.00




B 2	Non-institutions								
(a)	BODIES CORPORATE	437	1804074	1804074	9.2517	9.2517			
(b)	INDIVIDUAL								
(i)	(CAPITAL UPTO TO Rs. 1 Lakh)	12662	4718003	4717998	24.1949	24.1949			
(ii)	(CAPITAL GREATER THAN Rs. 1 Lakh)	41	1535784	1535784	7.8758	7.8758			
(c)	TRUSTS	0	0	0	0.0000	0.0000			
(d)	ANY OTHERS								
(i)	CLEARING MEMBER	15	9966	9966	0.0511	0.0511			
(ii)	DIRECTORS / RELATIVES	0	0	0	0.0000	0.0000			
(iii)	EMPLOYEE	0	0	0	0.0000	0.0000			
(iv)	FOREIGN NATIONALS	0	0	0	0.0000	0.0000			
(a)	NON RESIDENT INDIANS (NRI)	0	0	0	0.0000	0.0000			
(b)	NON RESIDENT INDIANS (REPAT)	65	101319	101319	0.5196	0.5196			
(c)	NON RESIDENT INDIANS (NON REPAT)	0	0	0	0.0000	0.0000			
(v)	OVERSEAS BODIES CORPORATES	0	0	0	0.0000	0.0000			
(vi)	PERSONS ACTING IN CONCERT	0	0	0	0.0000	0.0000			
(vii)	ANY OTHERS(Specify)	0	0	0	0.0000	0.0000			
	SUB TOTAL (B)(2) :	13220	8169146	8169141	41.8930	41.8930			
	Total Public Shareholding(B)=(B)(1) + (B)(2)	13220	8169146	8169141	41.8930	41.8930			
	TOTAL (A) + (B) :	13228	19500011	19500006	100.0000	100.0000	93000		0.48
(C)	Shares held by Custodians and against which Depository Receipts have been issued								
(a)	SHARES HELD BY CUSTODIANS	0	0	0	0.0000	0.0000			
(i)	Promoter and Promoter Group	0	0	0	0.0000	0.0000			
(ii)	Public	0	0	0	0.0000	0.0000			
	SUB TOTAL (C)(1) :	0	0	0	0.0000	0.0000			
	GRAND TOTAL (A) + (B) + (C)	13228	19500011	19500006	100.0000	100.0000	93000		0.48
NOTES :	1) NAME, NUMBER OF SHARES HELD & PERCENTAGE OF ENTITIES / PERSONS HOLDING MORE THAN 1% OF THE TOTAL SHARES OF THE COMPANY IS AS PER ANNEXURE								



(I)(b) Statement showing holding of securities (including shares, warrants, convertible securities) of persons belonging to the category " PROMOTERS AND PROMOTER GROUP "

Sr.No	Name of the Shareholder	Details of shares held		Encumbered shares (*)			Details of warrants	Details of convertible securities	As a % total number of convertible securities of the same class	Total shares (including underlying shares assuming full conversion of warrants and convertible securities) as a % of diluted share capital (XII)	
		Number of shares held	As a % of grand total (A)+(B)+(C)	No.	As a percentage	As a % of grand total (A)+(B)+(C) of sub-clause (I)(a)					Number of warrants held
(i)	(ii)	(iii)	(iv)	(v)	(vi)=(v)/(iii)* 100	(vii)	(viii)	(ix)	(x)	(xi)	(xii)
1	BILPOWER LIMITED	8416460	43.16	93000	1.12	0.48	0	0	0	0	43.16
2	MANJULATA CHOUDHARY	2000010	10.26	0	0.00	0.00	0	0	0	0	10.26
3	RAJENDRAKUMAR CHOUDHARY	914355	4.69	0	0.00	0.00	0	0	0	0	4.69
4	VARSHADEVI CHOUDHARY	10	0.00	0	0.00	0.00	0	0	0	0	0.00
5	NARESHKUMAR CHOUDHARY	10	0.00	0	0.00	0.00	0	0	0	0	0.00
6	PRABHADEVI CHOUDHARY	10	0.00	0	0.00	0.00	0	0	0	0	0.00
7	SHRADHA SURESH CHOUDHARY	9	0.00	0	0.00	0.00	0	0	0	0	0.00
8	MOHAN WAMAN RANDIVE	1	0.00	0	0.00	0.00	0	0	0	0	0.00
	TOTAL :	11330865	58.11	93000	0.82	0.48	0	0	0	0	58.11



(I)(c)(i) Statement showing holding of securities (including shares, warrants, convertible securities) of persons belonging to the category "Public" and holding more than 1% of the total number of shares.

SR.NO	Name of the shareholder	Number of shares held	Shares as a percentage of total number of shares {i.e., Grand Total(A)+(B)+(C) indicated in Statement at para (I)(a) above}	Details of warrants		Details of convertible securities		Total shares (including underlying shares assuming full conversion of warrants and convertible securities) as a % of diluted share capital
				Number of warrants held	As a % total number of warrants of the same class	Number of convertible securities held	% w.r.t. total number of convertible securities of the same class	
1	UPSURGE INVESTMENT & FINANCE LTD	414336	2.12480	0	0	0	0	2.13
2	VIJAYMOHAN RAGAVAN NAIR	205056	1.05160	0	0	0	0	1.05
	TOTAL :	619392	3.17640	0	0	0	0	3.18



(l)(d) Statement Showing " LOCKED - IN - SHARES " as on 31/12/2011

SR NO	NAME OF THE SHAREHOLDER	Category	Number of Locked - in Shares	Locked -in-shares as a Percentage of total number of shares (i.e Total (A)+ (B) + (C) Indicated in statement at para(l) (a) above)
1	BILPOWER LIMITED	CORPORATE BODIES (PROMOTER CO)	3901000	20.01
	TOTAL:		3901000	20.0051



(II) (a) Statement Showing Details of Depository Receipts (DRs)

Unit :	TARAPUR TRANSFORMERS LIMITED	As on Date :	31/12/2011
Sr.No.	Type of Outstanding DR (ADRs,GDRs,SDRs etc.)	No of Outstanding DRs.	No of Shares underlying outstanding DRs.
1	NIL	Nil	Nil
	TOTAL :		Nil

Shares underlying outstanding DRs as a
Percentage of total number of shares (i.e
Total (A)+ (B) + (C) Indicated in statement
at para(I) (a) above)



(II) (b) Statement showing Holding of Depository Receipts (DRs) where underlying shares are in excess of 1% of the total number of shares.

Sr.No.	Type of Outstanding DR (ADRs, GDRs, SDRs etc.)	No. of Shares underlying outstanding DRs.	Shares underlying outstanding DRs. as a Percentage of total number of shares (i.e Total (A)+(B)+(C) Indicated in Statement at Para (I) (a) above)
1	NIL	Nil	Nil
TOTAL :			

