


Name of the Company :		TARAPUR TRANSFORMERS LIMITED	
Script Code, Name of the scrip, class of security : 533203			
Quarter ended :		30/09/2013	
Partly paid-up shares :-	No. of partly paid-up shares	As a % of total no. of partly paid-up shares	As a % of total no. of shares of the company
Held by promoter/ promoter group	0	0.00	0.00
Held by public	0	0.00	0.00
Total (D)	0	0.00	0.00
Outstanding convertible securities	No. of outstanding securities	As a % of total no. of outstanding convertible securities	As a % of total no. of shares of the company, assuming full conversion of the convertible securities
Held by promoter/ promoter group	0	0.00	0.00
Held by public	0	0.00	0.00
Total (E)	0	0.00	0.00
Warrants	No. of Warrants	As a % of total no. of Warrants	As a % of total no. of shares of the company, assuming full conversion of warrants
Held by promoter/ promoter group	0	0.00	0.00
Held by public	0	0.00	0.00
Total (F)	0	0.00	0.00
Total paid-up capital of the company, assuming full conversion of warrants convertible securities Total (A+B+C)+ D+E+F)	19500011		100.00




For TARAPUR TRANSFORMERS LTD.

R. U. Choudhary
Director.

TARAPUR TRANSFORMERS LIMITED Statement Showing Shareholding Pattern
Table (I)(a)

Category Code	Category of Shareholder	Number of Shareholders	Total Number Of Shares	Number of Shares held in Dematerialised form	Total Shareholding as a percentage of total number of shares		Shares Pledged or otherwise encumbered	
					As a Percentage of (A+B)	As a Percentage of (A+B+C)	No. Of Shares	As a Percentage
(I)	(II)	(III)	(IV)	(V)	(VI)	(VII)	(VIII)	(IX)= (VIII)/(IV) *100
(A)	Shareholding of Promoter and Promoter Group							
1	INDIAN							
(a)	INDIVIDUAL / HUF	7	2914405	2914405	14.95	14.95	2700000	92.64
(i)	DIRECTORS / RELATIVES	0	0	0	0.00	0.00	0	0.00
(b)	CENTRAL / STATE GOVERNMENT(S)	0	0	0	0.00	0.00	0	0.00
(c)	BODIES CORPORATE	1	8416460	8416460	43.1613	43.1613	8416460	100.00
(d)	FINANCIAL INSTITUTIONS / BANKS	0	0	0	0.00	0.00	0	0.00
(e)	ANY OTHERS(Specify)	0	0	0	0.00	0.00	0	0.00
(i)	DIRECTORS / RELATIVES	0	0	0	0.0000	0.0000	0	0.00
(ii)	GROUP COMPANIES	0	0	0	0.0000	0.0000	0	0.00
	SUB TOTAL (A)(1) :	8	11330865	11330865	58.11	58.11	11116460	98.11
2	FOREIGN							
(a)	INDIVIDUAL	0	0	0	0.00	0.00	0	0.00
(b)	BODIES CORPORATE	0	0	0	0.00	0.00	0	0.00
(c)	INSTITUTIONS	0	0	0	0.00	0.00	0	0.00
(d)	QUALIFIED FOREIGN INVESTOR	0	0	0	0.00	0.00	0	0.00
(e)	ANY OTHERS(Specify)	0	0	0	0.00	0.00	0	0.00
	SUB TOTAL (A)(2) :	0	0	0	0.00	0.00	0	0.00
	Total Shareholding of Promoter and Promoter Group(A)=(A)(1) + (A)(2)	8	11330865	11330865	58.11	58.11	11116460	98.11
(B)	Public shareholding							
1	INSTITUTIONS							
(a)	MUTUAL FUNDS / UTI	0	0	0	0.00	0.00	0	0.00
(b)	FINANCIAL INSTITUTIONS / BANKS	0	0	0	0.00	0.00	0	0.00
(c)	CENTRAL / STATE GOVERNMENT(S)	0	0	0	0.00	0.00	0	0.00
(d)	VENTURE CAPITAL FUNDS	0	0	0	0.00	0.00	0	0.00
(e)	INSURANCE COMPANIES	0	0	0	0.00	0.00	0	0.00
(f)	FII'S	0	0	0	0.00	0.00	0	0.00
(g)	FOREIGN VENTURE CAPITAL	0	0	0	0.00	0.00	0	0.00
(h)	QUALIFIED FOREIGN INVESTORS	0	0	0	0.00	0.00	0	0.00
(i)	ANY OTHERS(Specify)	0	0	0	0.00	0.00	0	0.00
	SUB TOTAL (B)(1) :	0	0	0	0.00	0.00	0	0.00




TARAPUR TRANSFORMERS LTD

R. Chandhary
Director

TARAPUR TRANSFORMERS LIMITED - SHP AS ON 30TH SEPTEMBER, 2013

B 2.	Non-institutions								
(a)	BODIES CORPORATE	331	1536304	1536304	7.88	7.88	0	0.00	
(b)	INDIVIDUAL								
(i)	(CAPITAL UPTO TO Rs. 1 Lakh)	11469	4588740	4588435	23.53	23.53	0	0.00	
(ii)	(CAPITAL GREATER THAN Rs. 1 Lakh)	50	1935036	1935036	9.92	9.92	0	0.00	
(c)	QUALIFIED FOREIGN INVESTORS	0	0	0	0.00	0.00	0	0.00	
(d)	ANY OTHERS								
(i)	TRUSTS	0	0	0	0.00	0.00	0	0.00	
(ii)	CLEARING MEMBER	9	3569	3569	0.02	0.02	0	0.00	
(iii)	DIRECTORS / RELATIVES	0	0	0	0.00	0.00	0	0.00	
(iv)	EMPLOYEE	0	0	0	0.00	0.00	0	0.00	
(v)	NON RESIDENT INDIANS (NRI)	61	105497	105497	0.54	0.54	0	0.00	
(vi)	OVERSEAS BODIES CORPORATES	0	0	0	0.00	0.00	0	0.00	
(vii)	UNCLAIMED SUSPENSE ACCOUNT	0	0	0	0.00	0.00	0	0.00	
	SUB TOTAL (B)(2) :	11920	8169146	8168841	41.89	41.89	0	0.00	
	Total Public Shareholding(B)=(B)(1) + (B)(2)	11920	8169146	8168841	41.89	41.89	0	0.00	
	TOTAL (A) + (B) :	11928	19500011	19499706	100.00	100.00	11116460	57.01	
(C)	Shares held by Custodians and against which Depository Receipts have been issued								
(a)	SHARES HELD BY CUSTODIANS	0	0	0	0.00	0.00	0	0.00	
(i)	Promoter and Promoter Group	0	0	0	0.00	0.00	0	0.00	
(ii)	Public	0	0	0	0.00	0.00	0	0.00	
	SUB TOTAL (C)(1) :	0	0	0	0.00	0.00	0	0.00	
	GRAND TOTAL (A) + (B) + (C)	11928	19500011	19499706	100.0000	100.0000	11116460	57.01	
NOTES :	1) NAME, NUMBER OF SHARES HELD & PERCENTAGE OF ENTITIES / PERSONS HOLDING MORE THAN 1% OF THE TOTAL SHARES OF THE COMPANY IS AS PER ANNEXURE								



2013/09/30


R. K. Choudhary

(Date)

TARAPUR TRANSFORMERS LIMITED - SHP AS ON 30TH SEPTEMBER, 2013

(I)(b) Statement showing holding of securities (including shares, warrants, convertible securities) of persons belonging to the category "PROMOTERS AND PROMOTER GROUP"

Sr.No	Name of the Shareholder	Details of shares held		Encumbered shares (*)			Details of warrants		Details of convertible securities		Total shares (including underlying shares assuming full conversion of warrants and convertible securities) as a % of diluted share capital
		Number of shares held	As a % of grand total (A)+(B)+(C)	No.	As a percentage	As a % of grand total (A)+(B)+(C) of sub-clause (I)(a)	Number of warrants held	As a % total number of warrants of the same class	Number of convertible securities held	As a % total number of convertible securities of the same class	
(I)	(II)	(III)	(IV)	(V)	(VI)=(V)/(III)* 100	(VII)	(VIII)	(IX)	(X)	(XI)	(XII)
1	BILPOWER LIMITED	8416460	43.16	8416460	100.00	43.16	0	0	0	0	43.16
2	RAJENDRAKUMAR CHOUDHARY	914355	4.69	700000	76.56	3.59	0	0	0	0	4.69
3	MANJULATA CHOUDHARY	2000010	10.26	2000000	100.00	10.26	0	0	0	0	10.25
4	VARSHADEVI CHOUDHARY	10	0.00	0	0.00	0.00	0	0	0	0	0
5	PRABHADEVI CHOUDHARY	10	0.00	0	0.00	0.00	0	0	0	0	0
6	NARESH KUMAR CHOUDHARY	10	0.00	0	0.00	0.00	0	0	0	0	0
7	SHRADHA SURESH CHOUDHARY	9	0.00	0	0.00	0.00	0	0	0	0	0
8	MOHAN WAMAN RANDIVE	1	0.00	0	0.00	0.00	0	0	0	0	0
	TOTAL :	11330865	58.11	11116460	98.11	57.01	0	0	0	0	58.11




For TARAPUR TRANSFORMERS LTD.

R. C. Choudhary
Director.

TARAPUR TRANSFORMERS LIMITED - SHP AS ON 30TH SEPTEMBER, 2013

(I)(c)(i) Statement showing holding of securities (including shares, warrants, convertible securities) of persons belonging to the category "Public" and holding more than 1% of the total number of shares.

SR.NO	Name of the shareholder	Number of shares held	Shares as a percentage of total number of shares {i.e., Grand Total(A)+(B)+(C) indicated in Statement at para (I)(a) above}	Details of warrants		Details of convertible securities		Total shares (including underlying shares assuming full conversion of warrants and convertible securities) as a % of diluted share capital
				Number of warrants held	As a % total number of warrants of the same class	Number of convertible securities held	% w.r.t. total number of convertible securities of the same class	
1	UPSURGE INVESTMENT & FINANCE LTD	445290	2.28	0	0	0	0	2.28
2	JAGDISH CHANDER BANSAL (HUF) .	285432	1.46	0	0	0	0	1.46
3	VIJAYMOHAN RAGAVAN NAIR	251028	1.29	0	0	0	0	1.29
	TOTAL :	981750	5.03	0	0	0	0	5.03




FOR TARAPUR TRANSFORMERS LIMITED

Ru cloushony
Director

TARAPUR TRANSFORMERS LIMITED - SHP AS ON 30/09/2013

(I)(d) Statement Showing " LOCKED - IN - SHARES " as on 30/09/2013

SR NO	NAME OF THE SHAREHOLDER	Category	Number of Locked - in Shares	Locked -in-shares as a Percentage of total number of shares (i.e Total (A)+ (B) + (C) indicated in statement at para(I) (a) above)
	NIL		0	0.00
		TOTAL:		




FOR TARAPUR TRANSFORMERS LTD.

Ru Choudhary
Director.

TARAPUR TRANSFORMERS LIMITED - SHP AS ON 30/09/2013

(II) (a) Statement Showing Details of Depository Receipts (DRs)

Unit :	TARAPUR TRANSFORMERS LIMITED	As on Date :	30/09/2013
Sr.No.	Type of Outstanding DR (ADRs,GDRs,SDRs etc.)	No of Outstanding DRs.	No of Shares underlying outstanding DRs.
1	NIL	Nil	Shares underlying outstanding DRs as a Percentage of total number of shares (i.e Total (A)+ (B) + (C) Indicated in statement at para(I) (a) above)
TOTAL :		Nil	Nil



FW TARAPUR TRANSFORMERS LTD

Ru claud hary
Director

TARAPUR TRANSFORMERS LIMITED - SHP AS ON 30/09/2013

(II) (b) Statement showing Holding of Depository Receipts (DRs) where underlying shares are in excess of 1% of the total number of shares.

Sr.No.	Type of Outstanding DR (ADRs,GDRs,SDRs etc.)	No.of Shares underlying outstanding DRs.	Shares underlying outstanding DRs.as a Percentage of total number of shares (i.e Total (A)+(B)+(C) Indicated in Statement at Para (I) (a) above)
1	NIL	Nil	Nil
TOTAL:			

For TARAPUR TRANSFORMERS LTD.

R. K. Choudhary
Director.